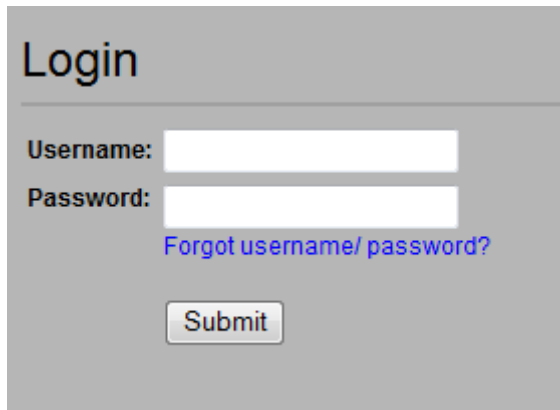


Eurostudies Administrative System Login Help

Login	1
Forgot Username/Password	2 – 3

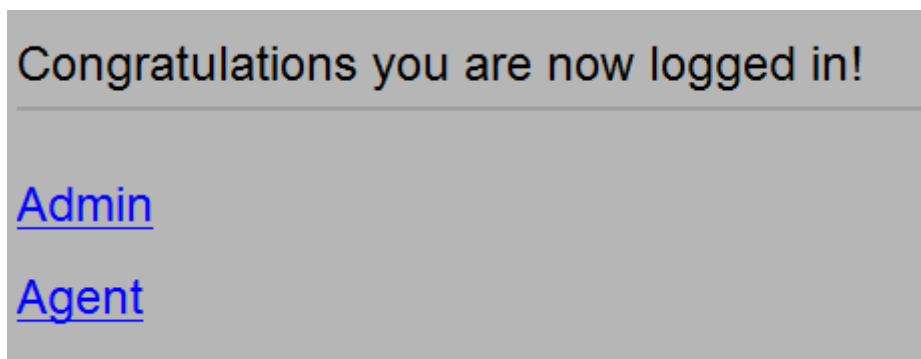
Login

- 1) Go to Eurostudies website and click on the Login button located on the menu bar.
- 2) Enter your Username and Password then click Submit.



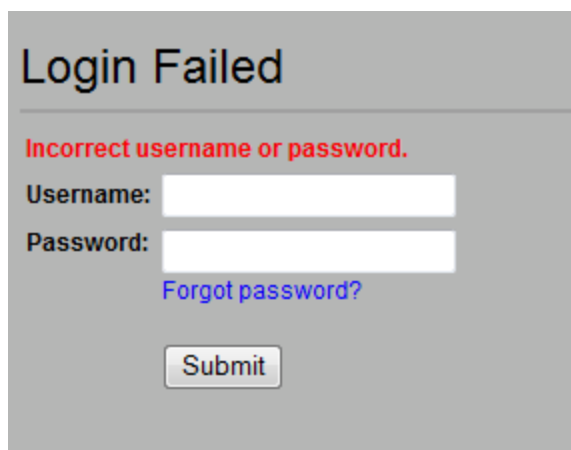
The screenshot shows a login form with a grey background. At the top, the word "Login" is written in a large, black, sans-serif font. Below this, there are two input fields: "Username:" followed by a white text box, and "Password:" followed by another white text box. Underneath the password field is a blue link that says "Forgot username/ password?". At the bottom of the form is a grey button with the word "Submit" in white text.

- 3) If Username and Password are correct it will go to the login home page.



The screenshot shows a page with a grey background. At the top, the text "Congratulations you are now logged in!" is displayed in a large, black, sans-serif font. Below this, there are two blue links: "Admin" and "Agent", both underlined.

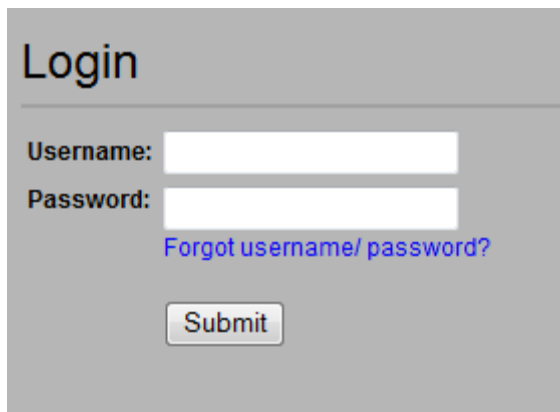
- 4) If either your Username or Password are incorrect you will be asked to re-enter your details.



The screenshot shows a "Login Failed" page with a grey background. At the top, the text "Login Failed" is written in a large, black, sans-serif font. Below this, there is a red error message: "Incorrect username or password.". Underneath, there are two input fields: "Username:" followed by a white text box, and "Password:" followed by another white text box. Below the password field is a blue link that says "Forgot password?". At the bottom of the form is a grey button with the word "Submit" in white text.

Forgot Username/Password

- 1) On the Login page click on the Forgot Username/Password? link.



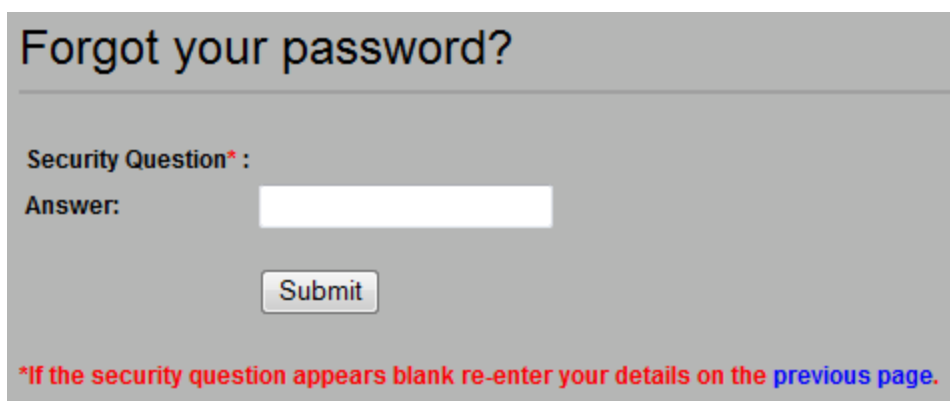
The screenshot shows a login form with the title "Login". Below the title are two input fields: "Username:" and "Password:". Below the password field is a blue link that says "Forgot username/ password?". At the bottom of the form is a "Submit" button.

- 2) Enter your email address, and then click Submit.



The screenshot shows a page titled "Forgot your Username/ Password?". Below the title is an input field labeled "Enter your email:". Below the input field is a "Submit" button.

- 3) If any of the details are incorrect the security question will appear blank, if this occurs press the back to previous page link located below the Submit button. Then re-enter your details correctly.



The screenshot shows a page titled "Forgot your password?". Below the title is a "Security Question*" label and an "Answer:" label followed by an input field. Below the input field is a "Submit" button. At the bottom of the page, there is a red note that says: "*If the security question appears blank re-enter your details on the [previous page](#)."

- 4) If your details are correct you will be asked a predefined security question, type your answer and click the Submit button.

Forgot your password?

Security Question* : First Pet's Name?

Answer:

***If the security question appears blank re-enter your details on the [previous page](#).**

- 5) If the answer is correct a dialog window will appear stating OK click on the OK button and a new page will inform you that an email has been sent to your account containing your Username and Password.

Password successfully sent!

Please check your email and then login

- 6) If incorrect a message will inform you that you did not enter the correct answer, click OK and enter the correct answer.
- 7) Once you have received the email containing your Username and Password you can now Login to the administrative system (see Login help).

Forgotten Username/ Password

☆ info@eurostudies.co.uk to me

Username: aseaward
Password: test